


Air Exhaust Muffler



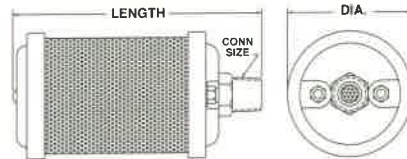
- 85% Noise Reduction
- 94% Flow Factor

Thoroughly proven by users on thousands of installations, the World Class Atomuffler superbly quiets Exponentially Perceived Noise (EPNdB). The Atomuffler satisfies the need to muffle explosive air exhaust noise discharged from valve exhaust ports to a comfortable quiet zone with optimized CV Flow Factor, thus substantially improving equipment performance.

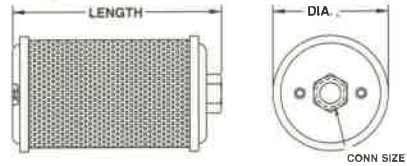
Constructed with a unique expansion chamber, completely free of obstruction, exhaust air flows softly to atmosphere free of noise, oil fog, and contaminates, providing a clean comfortable productive work environment.

Constructed entirely of corrosion resistant material for long life and maintenance-free performance, units are provided with a hex head, making it easy to attach to exhaust ports. They should be mounted in a protective position, free from excess vibration.

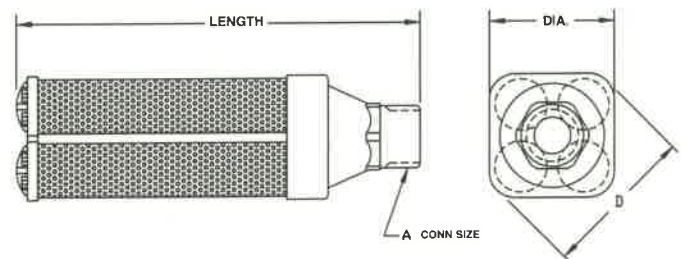
Single Chamber-Male



Single Chamber-Female



Multi-Chamber-Male



CONN SIZE	CONNECTION THREAD TYPES								DIMENSIONS			ITEM WGT	FLOW SCFM @ 90 PSI	REPLCMT. ELEMNT
	MALE/NPT		FEMALE/NPT		MALE/BSP		FEMALE/BSP		DIA.	LENGTH				
	MOD	EDP#	MOD	EDP#	MOD	EDP#	MOD	EDP#		MALE	FEMALE			
1/8"	M01	0111001	N01	0211001	B01	0121001	B01	0221001	1-7/8	3-1/8	2-13/16	.20	44	1101
1/4"	M02	0111002	N02	0211002	B02	0121002	B02	0221002	1-7/8	4-3/8	4	.25	84	1102
3/8"	M00	0111000	N00	0211000	B00	0121000	B00	0221000	2-5/8	5-1/8	4-9/16	.50	192	1100
1/2"	M05	0111005	N05	0211005	B05	0121005	B05	0221005	3-5/32	6	5-1/2	.75	256	1105
3/4"	M07	0111007	N07	0211007	B07	0121007	B07	0221007	3-3/8	7-3/16	6-11/16	1.00	544	1107
1"	M10	0111010	N10	0211010	B10	0121010	B10	0221010	3-7/8	8-3/4	8	1.30	800	1110
1-1/4"	M12	0111012	N12	0211012	B12	0121012	B12	0221012	3-7/8	8-3/4	8	1.35	1360	1112
1-1/2"	M15	0111015	N15	0211015	B15	0121015	B15	0221015	5-1/4	13-9/16	12-1/2	3.20	2080	1115
2"	M20	0111020	N20	0211020	B20	0121020	B20	0221020	5-1/4	18-7/8	17-3/4	4.10	3200	1120
3"	M30	0111030	—	—	B30	0121030	—	—	7	22-7/8	—	12.70	7200	1130
4"	M40	0111040	—	—	B40	0121040	—	—	8	23-1/5	—	15.40	14000	1140
6"	M60	0111060	—	—	B60	0121060	—	—	11	30-7/8	—	32.10	36000	1160

ALL DIMENSIONS IN INCHES